

MARCH 20, 2001  
MONITOR: NONE  
11:07 AM EST

18-0319-69



A. FLAT ACROSS  
ANGLE UP  
SLOWING UP  
SLOWING DOWN  
CURVING DOWN  
FLAT ACROSS

B. LAND

S2

BROWN  
GRAY  
WHITE  
SMOOTH  
PITTED  
CRUNCHY  
TINY  
GLISTENING  
WET  
SHINY  
COOL  
HARD  
BREEZY  
PUSHING DOWN  
QUIET  
OPEN  
LARGE  
LOOMING  
HIGH  
.....


AOL BK  
BEACH SCENE  
WATER AT  
SHORELINE .

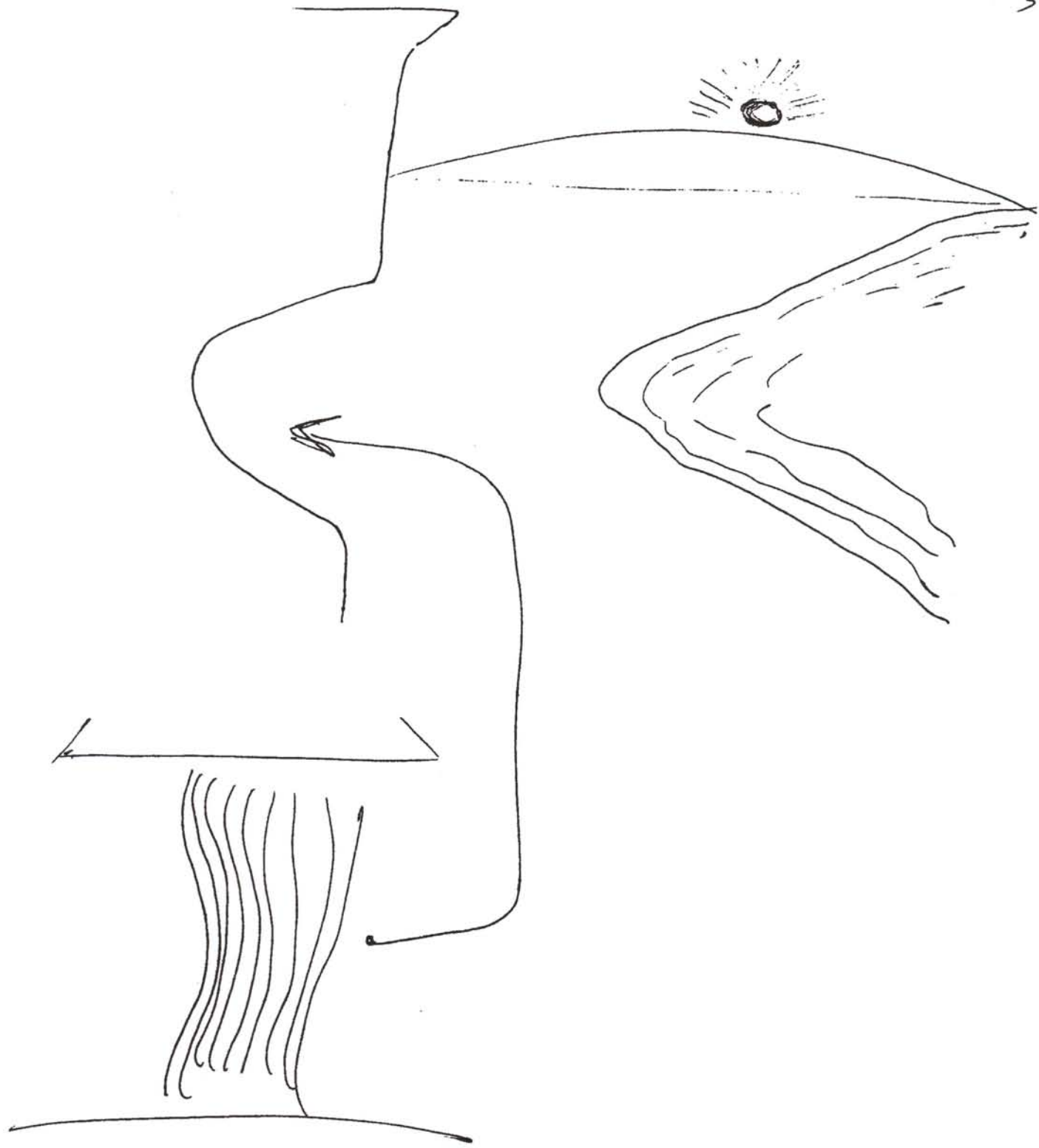
DARK , DIMLY LIT

AOL BK  
SUNSET, SUN  
DISTANCE

BLACK  
ROUGH  
CHANNELED, RATTED  
SHINY BLACK  
VERTICAL GROOVES  
GRASSY  
FOOTFALLS  
SQUISHY

AI BK  
PEACEFUL, ISOLATED

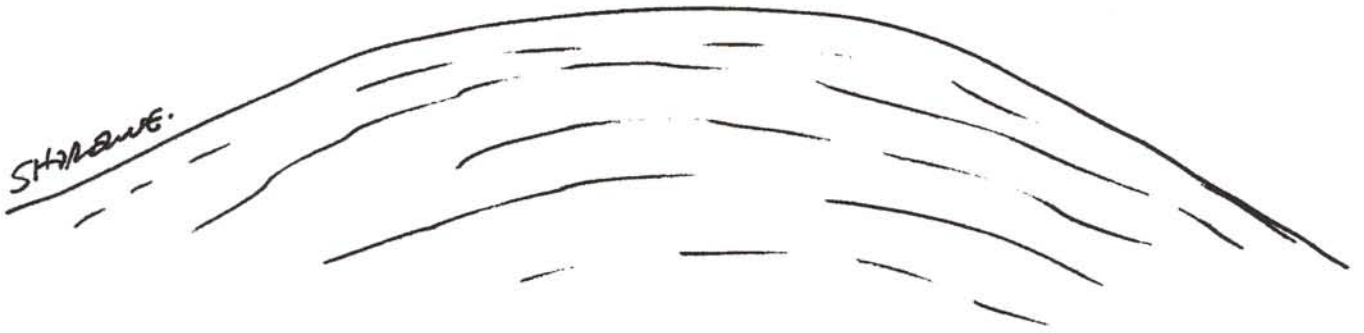




CONVEX  
CAVE LIKE  
RMS



SHARPE.



S 2

S 2

O

AI

EL

T

I

ADL

A / S

FLAT  
SALTY  
~~SHAWY~~  
SHAWY

WIDE  
EXPANSIVE  
DEEP

SLOW  
CALMING

SURFACES  
OF WATER

LUKEWARM

SEA / OCEAN  
TIDES

OVERHANGING  
TALL  
LOOMING

THREATENING

ROCKS

EARTH  
EARTHEN

CHISEL  
~~FEATHER~~  
SCULPTED

DARK

HARD TEXTURES

SHARP EDGES

~~ROUGH~~

ROUGH

CLIFF w/  
CARVINGS OR

~~MINING~~ MINING

S 2 0 A I E I T I A O L A / S

REMOVAL

CHANNELS,  
TUNNELS

PRIMITIVE  
DONE BY HAND  
PRIMITIVE TOOLS

PERSPECTIVE  
LONG VIEW

QUIT

OPEN, ~~IS~~  
AIRY

UNINHABITED,  
OR MOSTLY  
UNVISITED

## SESSION SUMMARY

THE TARGET SITE IS A BROAD EXPANSE OF LAND, UNINHABITED OR ~~THE~~ INFREQUENTLY VISITED. AT THE BORDER OF THE SITE IS WATER, PROBABLY A LARGE MASS OF WATER SUCH AS OCEAN OR SEA. MOST OF THE LAND IS UNDEVELOPED AND HAS LITTLE VEGETATION. IT IS MOSTLY COMPOSED OF EXPOSED EARTH, SAND, AND ROCK. AT THE SITE THERE IS A PROMINENT LAND FORMATION WHICH IS HIGH AND LOOMS OVER OR OVERHANGS THE REST OF THE SITE. IT IS LONG, EXTENDING OUT OF VIEW, AND THERE IS A ~~CONCAVE~~ <sup>MASSIVE</sup> CONCAVE INDENTATION AT ITS BASE. THE TOP OF THIS FORMATION IS COVERED WITH A SOFT LAYER OF A SUBSTANCE SIMILAR TO SPONGY EARTH WITH GRASS OR MOSS. THE FORMATION IS MADE OF A HARDER SUBSTANCE — DARK ROCK SOME OF WHICH HAS BEEN CARVED OR WORKED BY HUMAN HAND. THERE ARE LONG VERTICAL GOUGES OR GROOVES IN THE ROCK. IMPRESSION THAT THIS IS A MINE OR A PLACE WHERE NATURAL MATERIALS HAVE BEEN REMOVED AND USED AT OTHER LOCATIONS.

SESSION END 11:58 AM EST.








21 013 | 14



A sloping up  
Flat across  
sloping down  
hard  
rigid  
dense

B land  
structure

210 13 | 14



A soft  
porous  
liquid

B ~~penetrates~~  
water

- Stage 2  
dry  
flat  
Sandy  
Reddish  
bumpy  
high  
arid  
Soft  
Sparse Vegetation  
disrupted  
hot  
dense  
rigid  
gray  
rigid  
unmovable

ACL Reminds  
me of an artificial


enormous  
angles  
edges  
scaly  
shaly  
sandy  
chemical taste  
hard  
humming noise  
metallic  
shiny  
smooth

A.I. Break  
feels like Jim  
in guarded  
territory

mesh  
people sand  
movement  
heavy

A.I. Breaks  
feels like Jim  
in a mine or under gravel






The target consists of a structure that appeared to be smooth, shiny and metallic <sup>that is rigid and unmovable.</sup> I could smell chemicals and there was a loud humming noise in the background. There was also people sounds. Another feature of the target site was water which seemed to be contained. The land around the target ~~site~~ site was flat, dry, reddish in colour yet there was a sense of height and depth to the land. There appeared to be sparse vegetation.

End 09.30hrs.





02.02.2001

13:42 hrs. PST

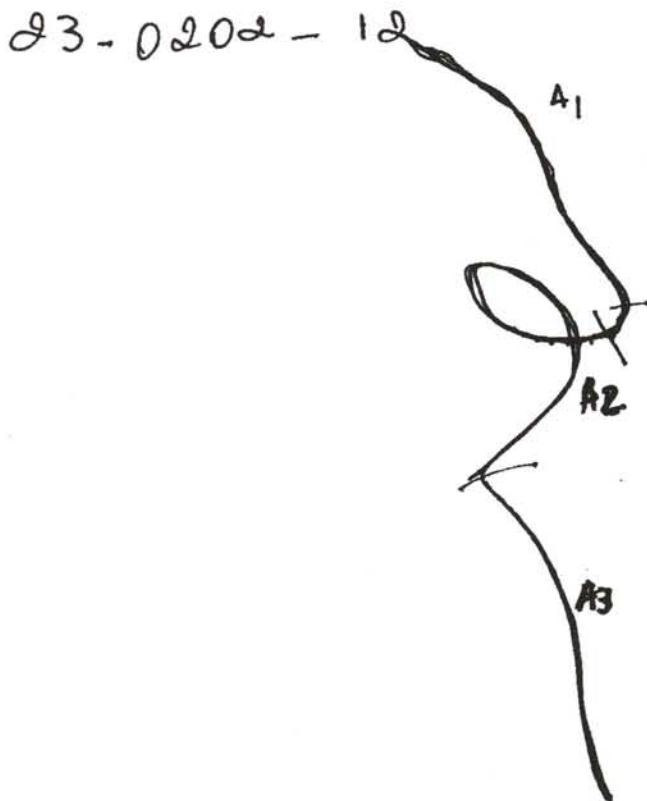
Home

solo (no monitor)

POCA \_\_\_\_\_

POCD \_\_\_\_\_

The target is unknown. Describe  
the target



A1 slanted,  
down,  
irregular.



②

B<sub>1</sub> steady movement

A<sub>2</sub> curve to the L,  
loop over,  
down,  
to the L.

B soft

B<sub>2</sub> movement

A<sub>3</sub> line down  
sharp

B<sub>3</sub> altitude

P<sub>2</sub> Go to steady movement  
and describe

brown

viscous

oily

metal

metallic

SC metal

3

movement  
continuous

forward to the right  
backward to the left


SC mechanical piece



large

SC piston

SC pump



tubular  
hydraulic ?

ED - surprise

ED - doubt

(A) moving force  
pushes forward  
industrial

P4.

P2      D      AI      SI      T      C      SE      CS

---


<industrial>

dark (luminosity)

part of something bigger

ship  
boat

navigationnal




grid pattern

br... (h...)

bars on "my side" (P7)  
open past the bars

~~from~~ — Transportation



moves  
soft curve  
flat surface  
and up

carrier

riders

Pg D A1 S1 T C SC CS

---

white  
dirty

rubber (material)

floor

so it's not slippery



awful smell

doesn't last long

it's gone

SC - airplane?

N - stop guessing!

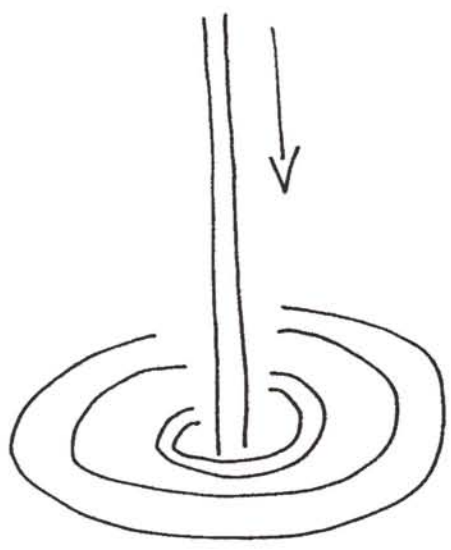
wide  
open

middle of nowhere

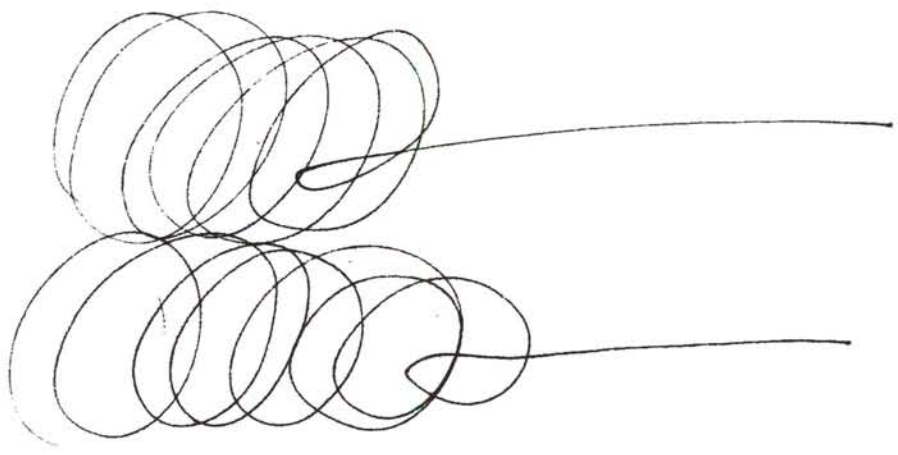
P D A T C S C S

---

a firehouse pole!



slides  
down



people come down  
in order



P<sub>2</sub> D A1 S1 T C SC CS

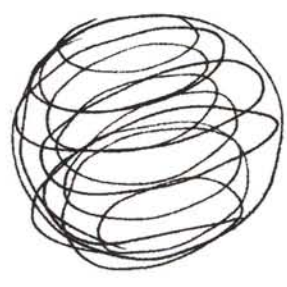
---

faces down  
the out  
to the right

circular motion  
before going out

break 14:10 hrs PS  
resume 17:02 hrs. PS

flat surface  
propulsion  
gases up or  
somewhat takes off



P<sub>e</sub> D A1 S1 T C SC CS

---

edge (at the)

observation point

isolated


P<sub>e</sub> go to the altitude and describe

"at the edge of the world" (C, P<sub>e</sub>)

SC vast

Open

"close to the sky" (P<sub>e</sub>)



up

sc already up

It's just huge space! (A1)

P4:

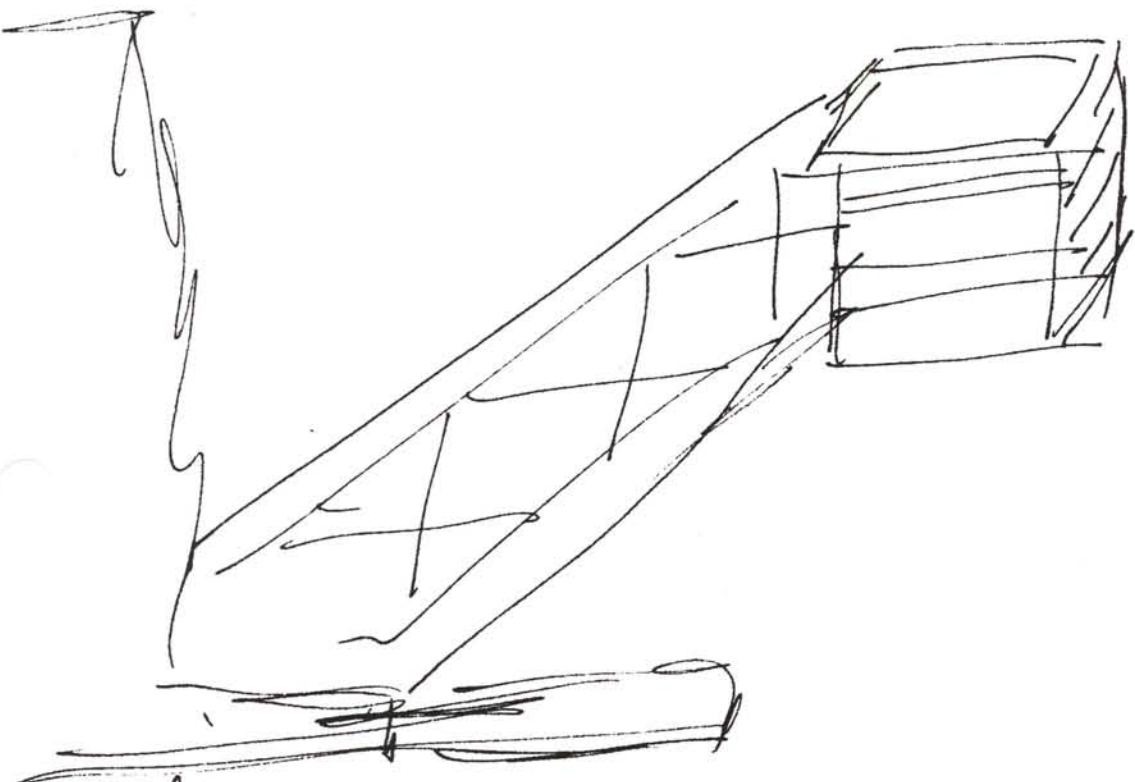
(10)

2 D A1 81 T C 3C CS

---

< huge space >

Cherry picker



metal

lots of

white

non-slippery floor

P<sub>2</sub> D A<sub>1</sub> 31 T C SC CS

---

## Summary

The target is manmade, mechanical, impressive, and used in a scientific manner. It has an element of force or propulsion, and a hydraulic component. The force is generated inside a long, large, tubular shaped element. As the propulsion moves out (originated <sup>to</sup> at the left of viewer's orientation and moving to the right), the target "opens up" and allows a hydraulic component to move out and up. At the end of the hydraulic part

There is what appears to be an area  
or something use to observe, to see.  
When the target is being operated there  
is an enormous feeling of  
magnitude. A lot of white tubular  
shapes were observed, as if the formed  
rails or bridges. The pavement  
surrounding these was white, ridgy,  
an of a non-slippery, rubber  
material. The target is used to  
transport (unknow if people or  
equipment) to a vantage point  
of observation or to gather, collect  
scientific information.

End session

17:28 hrs. PST



